



Basic socket series designation for:

XL SERIES

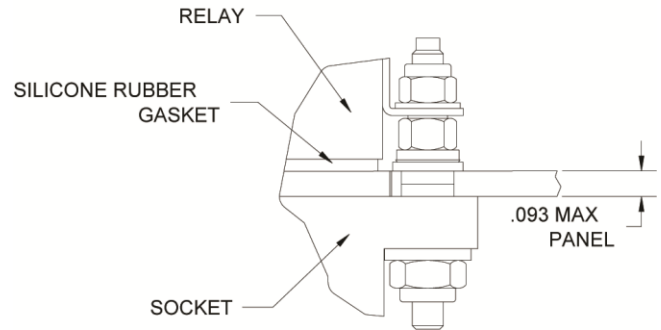
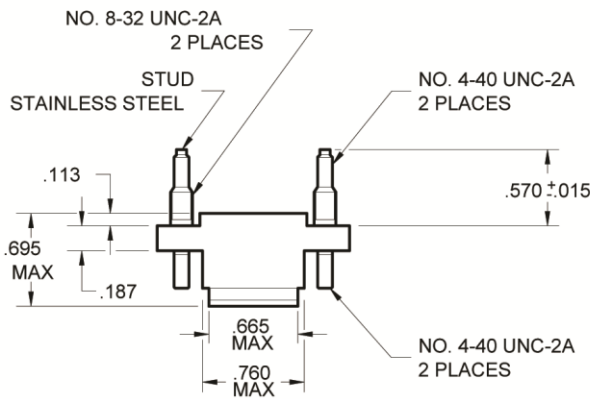
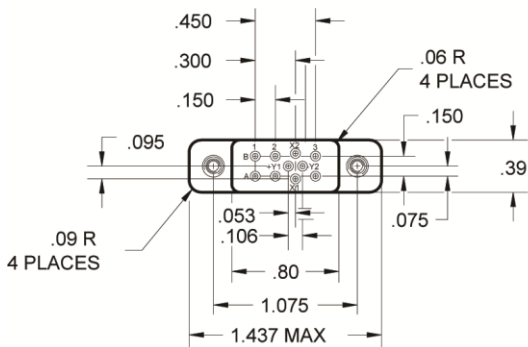
Designed to the standards and requirements of:

MIL-DTL-12883/45

HARDWARE MOUNTING

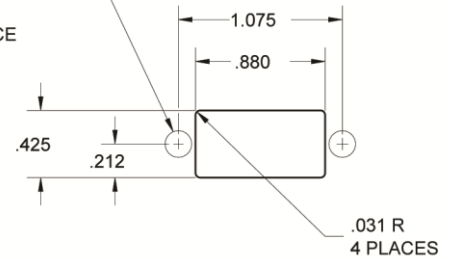
MOUNTING DETAIL 2 PLACES

SOCKET DRAWING



MOUNTING DIMENSIONS

BOTTOM MOUNT-CLEARANCE HOLE FOR .164 SCREW
TOP MOUNT-CLEARANCE HOLE FOR .112 SCREW



STD. TOL. +.005

GENERAL CHARACTERISTICS

1. Supplied with mounting hardware and (6) No. 20 contacts, No. 20 crimp for power terminals; (4) No. 22 contacts, No. 22 crimp for coil terminals.

2. Standard tolerances

.xx ±.01; xxx ± .005

3. Weight

.030 lbs. max

4. Temperature range

-70° C to +125° C